

Aktualizacja: 17.04.2026



INSTRUKCJA WYPEŁNIANIA KARTY WJAZDU E-ARRIVAL CARD DLA PODRÓŻUJĄCYCH DO KOREI POŁUDNIOWEJ

Formularz do wypełnienia jest dostępny na stronie: <https://www.e-arrivalcard.go.kr/portal/main/index.do>

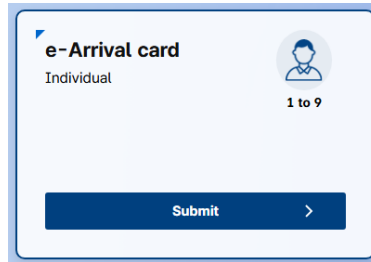
Uzupełnienie karty wjazdu jest możliwe najwcześniej 2 dni przed planowanym lądowaniem w Korei Południowej.

Przed rozpoczęciem wypełniania formularza przygotuj skan paszportu, dane dotyczące przelotów oraz zakwaterowania.

The screenshot shows the main interface of the Korea Electronic Arrival Card system. It is divided into several sections:

- Header:** "Korea Electronic Arrival Card" with the subtitle "e-entry Declaration for the Republic of Korea". It lists benefits: "No fee required", "Easy to write online", and "Complete and submit within 3 days before arrival in Korea".
- Dates Available for Entry Declaration:** A calendar showing dates APR 16 (THU), APR 17 (FRI), and APR 18 (SAT).
- e-Arrival card:** Two options are presented: "Individual" (1 to 9) and "Group e-Arrival card" (Group/Travel Agency, 2 to 1000). Both have a "Submit" button.
- e-Arrival Card Navigator:** A section for checking requirements, with checkboxes for VISA, K-ETA, RESIDENCE CARD, and NONE. A "START" button is at the bottom.
- Check/Edit e-Arrival Card:** A section for managing existing cards, with a "Check/Edit" button.
- Notice and FAQ:** A list of recent notices and frequently asked questions, including "Notice Regarding Email Delivery Delays", "User Guide for e-Arrival card", "About e-Arrival card", "Notice of Service Interruption for the E-...", and "e-Arrival Card System Maintenance".

1. Rozpoczęcie procesu ubiegania się o e-Arrival card



Aby rozpocząć kliknij w **Submit**

2. Wyrażenie zgody na warunki korzystania z e-Arrival card

Aby zaakceptować warunki zaznacz **Agree to all**

Agree to all

Consent to collection and use of personal information

To declare e-Arrival card of the Republic of Korea, you must agree to the collection and use of personal information. Please read the contents carefully and decide whether you agree or not.

Details of collection and use of personal information

Items	Purpose of collection and use	Retention and use period
(Required) E-mail information, nationality, gender, name, date of birth, passport number, passport expiration date, occupation, residence information, purpose of entry, date of entry, entry flight number (ship name), departure date (Optional) Departure flight number (ship name), previous departure place, next destination, visa information	Work related to e-Arrival card	Semi-permanent

* Basis for collection and use of personal information: Article 12 of Immigration Act (Immigration clearance), Article 15 of the Enforcement Decree of the Immigration Act (Immigration), Article 15 of the Personal Information Protection Act (Collection and use of personal information)
Enforcement Decree of the Public Records Management Act [Appendix 1] Standard for the preservation period of records

I agree to collection and use of personal information.

Terms and Conditions of Use

Chapter 1 General Provisions

Article 1 (Purpose)

The Terms and Conditions of Use (hereinafter the "Terms and Conditions") is to stipulate the terms and conditions and procedures for using all services (hereinafter "Services") of e-Arrival card Internet website (hereinafter "this site") provided by the Korea Immigration Service Ministry of Justice of the Republic of Korea, as well as other necessary matters.

Article 2 (Definitions of Terms)

The definitions of terms used in these Terms and Conditions are as follows:

I agree to terms and conditions of use of e-Arrival card

You must be 14 years old or older

You have the right to disagree to each of the above items.
If you do not agree, you may not be able to access the services provided by the e-Arrival card website.
As the user agrees to each item, all declarants, including the user, are considered to have agreed to each item.

* For children under 14, a family member or another person must submit the declaration on their behalf.

Email

Confirm email

Confirm

4. **Basic information** – podstawowe informacje

Surname (as shown on passport) – nazwisko (jak w paszporcie)

Date of birth – data urodzenia

Passport number – numer paszportu

Passport expiration date – data ważności paszportu







Given name (as shown on passport) – imię (jak w paszporcie)

Country/region – kraj, region

Sex – płeć (*Female* – żeńska, *Male* – męska, *Third Gender* – trzecia płeć)

5. **Detailed information** – szczegółowe informacje

Detailed information

Arrival information	* Means of arrival	<input type="button" value="AIR"/>  <input type="button" value="SEA"/>  ?
	* Date of arrival	<input type="text" value="1999-01-01"/>  * Flight number
		<input type="text" value="Check airline"/> <input type="text" value="Example) KE000"/> <input type="button" value="Search travel information"/>
Departure information	* Means of departure	<input type="button" value="AIR"/>  <input type="button" value="SEA"/> 
	* Date of departure	<input type="text" value="1999-01-01"/>  Flight number
		<input type="text" value="Check airline"/> <input type="text" value="Example) KE000"/> <input type="button" value="Search travel information"/>
* Purpose of entry	<input type="text" value="Select the purpose of entry"/>	

Arrival information – informacje dotyczące przyjazdu

Means of arrival – środek transportu przy wjeździe, zaznacz (*AIR* – lotniczy)

Date of arrival – data przyjazdu, wybierz z kalendarza

Flight number – numer lotu, wybierz z listy kod IATA linii lotniczych (dla LOT POLISH AIRLINES – LO), a następnie wpisz pełny numer lotu

Departure information – informacje dotyczące wyjazdu

Means of departure – środek transportu przy wyjeździe, zaznacz (*AIR* – lotniczy)

Date of departure – data wyjazdu, wybierz z kalendarza

Flight number – numer lotu, wybierz z listy kod IATA linii lotniczych (dla LOT POLISH AIRLINES – LO), a następnie wpisz pełny numer lotu

Purpose of entry – cel przyjazdu, wybierz z listy (*Tourism individual* – turystyka indywidualna, *Tourism group* – turystyka grupowa)

6. **Stay information** – informacje dotyczące pobytu

Stay information ?	* Intended place of stay	KOR	Please press the KOR button to enter the Basic address(Korean)
		ENG	Please press the ENG button to enter the Basic address(English)
			Enter detailed address, accommodation name, etc. (Korean or English)
	* Contact Information		Enter your contact number in Korea
* Job		Select your job	▼

Intended place of stay – miejsce planowanego pobytu

Wyszukaj adres hotelu klikając w **ENG**

✕

Address Lookup Guide

When looking up the address, please search with the street name or the 5-digit zip code.

- * Please include the hyphen when writing street names, such as -daero, -ro, -gil, or beon-gil.
- * Other special characters, aside from the hyphen, cannot be entered.

Ex) Seoul Immigration Office
Address in Korean : 서울특별시 양천구 목동동로 151(우편번호: 08013)
Address in English : 151 Mokdongdong-ro, Yangcheon-gu, Seoul (zip code: 08013)

Directly enter the street name address '151 Mokdongdong-ro' or enter the zip code '08013', and select the relevant address from the list.

Check address

e.g. 22306, 393 Seohae-daero, 34-1 Eonnam-dong

Zip Code Address

Podczas wyszukiwania adresu, należy wprowadzić 5-cyfrowy kod pocztowy i/lub nazwę ulicy. Prosimy uwzględnić myślnik przy pisaniu nazw ulic, np. -daero, -ro, -gil lub beon-gil.

Contact Information – dane kontaktowe, wpisz numer telefonu do hotelu

W przypadku wycieczek objazdowych informacje dotyczące zakwaterowania można uzyskać od sprzedawcy.

Job – praca, wybierz z listy:

Office worker – pracownik biurowy

Self-employed – samozatrudniony

Student – student

Unemployed – niezatrudniony

Household activities – praca w gospodarstwie domowym

Public official – urzędnik państwowy

Agriculture and livestock industry – rolnictwo i hodowla zwierząt

Others – inne

Aby zakończyć uzupełnianie formularza kliknij w **Submit**

Zweryfikuj i potwierdź, że wprowadzone dane są poprawne klikając w pole **Confirm**



Please check that all the information you entered is correct. If it is entered correctly, click 'OK'.

Cancel Confirm

7. Zakończenie procesu składania e-Arrival card

Submission of e-Arrival card complete

This is the status of e-Arrival card submission.
The submission of e-Arrival card has been completed.
The submitted e-Arrival card is valid until . Please check the contents and correct any inaccurate information.

Basic information

Issue number	<input type="text"/>	country/region	<input type="text"/>
Surname (as shown on passport)	<input type="text"/>	Given name (as shown on passport)	<input type="text"/>
Date of birth	<input type="text"/>	Sex	<input type="text"/>
Passport number	<input type="text"/>	Passport expiration date	<input type="text"/>
Date of submission	<input type="text"/>	Expiration date	<input type="text"/>

Detailed information

Arrival information	Date of arrival	Flight number (ship name)
Departure information	Date of departure	Flight number (ship name)
Purpose of entry	<input type="text"/>	
Stay information	Intended place of stay	<input type="text"/>
	Contact Information	<input type="text"/>
Job	<input type="text"/>	
Representative's email	<input type="text"/>	

Cancel Edit View e-Arrival card

Zostanie wygenerowane potwierdzenie wprowadzonych danych.
Aby wyświetlić kartę wjazdu, należy kliknąć w pole *View e-Arrival Card*.
W celu pobrania dokumentu należy kliknąć *Download PDF*.

Notice
Notice

- i. You are not required to bring the above document for entry inspection in the Republic of Korea.
대한민국 입국 시 위 서류를 소지하지 않더라도 정상적으로 입국심사를 받을 수 있습니다.
- ii. If your travel itinerary changes after submitting the e-Arrival card, please update the information before entering the Republic of Korea.
전자입국신고서 제출 후 여행정보가 변경된 때에는 대한민국 입국 전에 내용을 수정해 주시기 바랍니다.
- iii. The submitted e-Arrival Card can only be used once upon entry into the Republic of Korea. If the expiration date has passed, the e-Arrival Card becomes invalid.
제출한 전자입국신고서는 대한민국 입국 시 1회에 한하여 사용 가능하여 만료일시가 도래한 경우 해당 전자입국신고서는 무효가 됩니다.
- iv. Falsification of e-Arrival card or false information may result in restriction of entry into the Republic of Korea.
전자입국신고서를 위변조하거나 허위/사실과 기재한 경우 대한민국 입국이 제한될 수 있습니다.

법무부 출입국·외국인정책본부
KOREA IMMIGRATION SERVICE

Cancel Download PDF Print